

860MHz 25dB Gain With GaAs Power Double Amplifier Module

1. Product profile

1.1 General description

High dynamic range power doubler amplifier module operating at a supply voltage of 24VDC in an SOT115 package, using a cascaded power doubler MMIC with GaAs Technology from USA , adding ESD and surge protective devices.

CAUTION



This device is sensitive to Electro Static Discharge (ESD). Therefore care should be taken during transport and handling.

1.2 Features and benefits

- Excellent linearity
- Low noise
- Low return loss
- Rugged construction
- High reliability

1.3 Applications

- CATV systems operating in the 40MHz to 860MHz frequency range.

1.4 Quick reference data

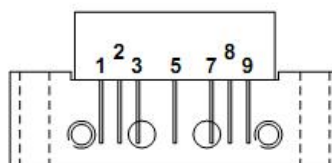
Bandwidth 40MHz to 860MHz; $V_B = 24\text{ V}$; $T_{mb} = 30\text{ }^\circ\text{C}$; $Z_S = Z_L = 75\ \Omega$.

Symbol	Parameter	Conditions	Min	Typ	Max	Unit
G_p	power gain	$f = 50\text{MHz}$	24.5	25.0	26.0	dB
		$f = 860\text{MHz}$	25.5	-	-	dB
I_{tot}	total current	$V_B = 24\text{ V}$	330	355	380	mA

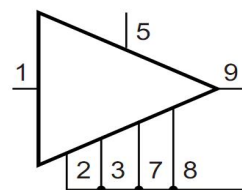
2. Pin information

Pin	Description
1	input
2	common
3	common
5	+ V_B
7	common
8	common
9	output

Simplified Outline



Graphic Symbol



3. Operating conditions

3.1 Limiting values

In accordance with the Absolute Maximum Rating System (IEC 60134) (TA = +25°C)

Parameter	Symbol	Min	Max	Unit
Supply Voltage	V _B	-	25	V
Input Voltage [1]	V _i	-	65	dBmV
Operating Case Temperature	T _C	-20	+90	°C
Storage Temperature	T _{stg}	-40	+100	°C

[1] In case of single tone

3.2 Recommended operating conditions (Z_S = Z_L = 75 Ω)

Parameter	Symbol	Test Conditions	MIN	TYP	MAX	Unit
Supply Voltage	V _B		23.5	24.0	24.5	V
Operating Case Temperature	T _C		-20	+30	+80	°C

4. Electrical characteristics

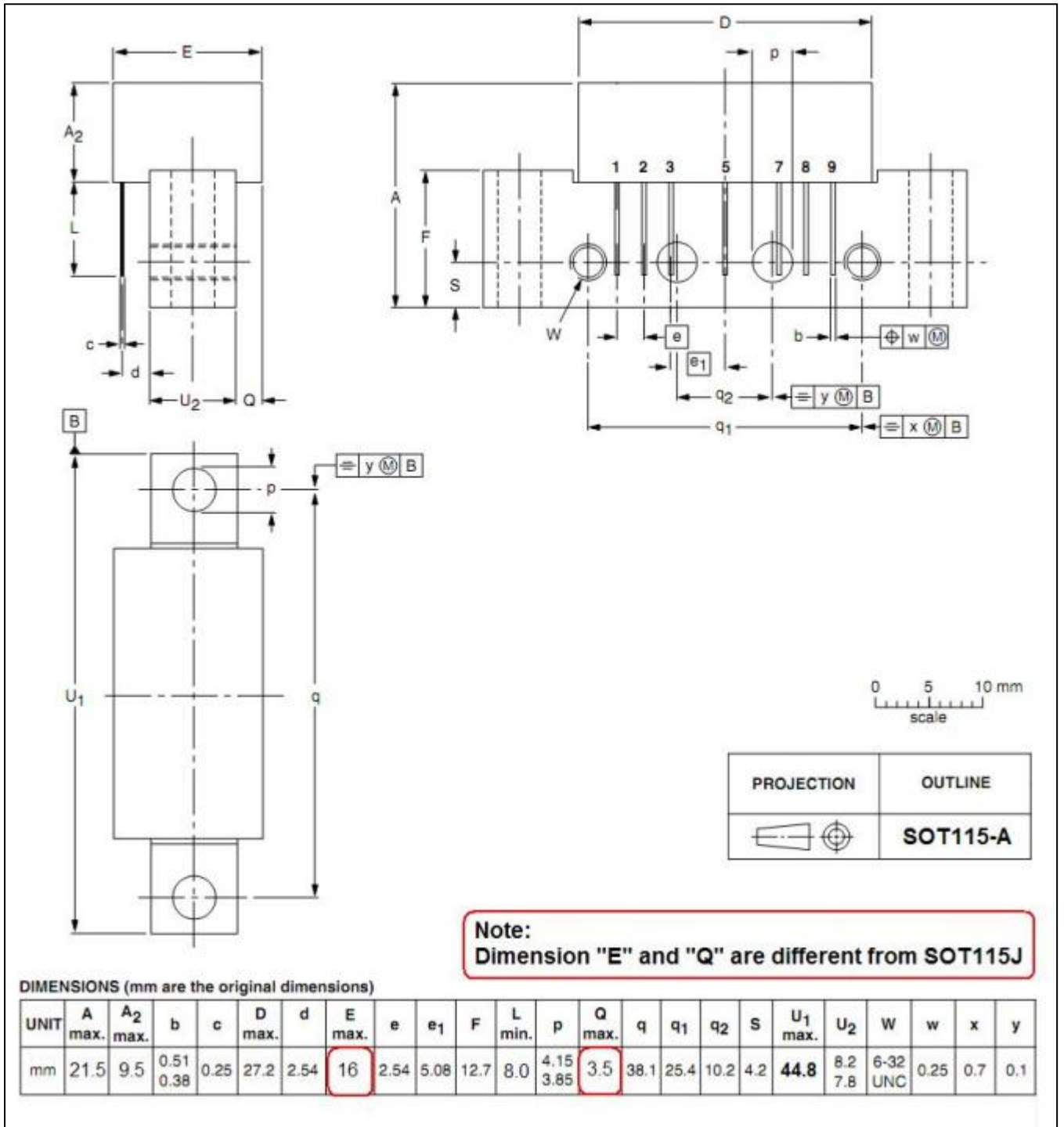
(T_C = 30±5°C, V_B = 24 V, Z_S = Z_L = 75 Ω)

Parameter	Symbol	Test Conditions	MIN	TYP	MAX	Unit
Power Gain	G _p	f = 50MHz	24.5	25.0	26.0	dB
Gain Slope	SL	f = 50 to 860MHz	1.0	1.5	2.5	dB
Gain Flatness	FL	f = 50 to 860MHz	-	-	±0.5	dB
Noise Figure	NF	f = 860MHz	-	5.5	6.0	dB
Operating Current	I _B	V _B =24VDC, RF OFF	330	355	380	mA
Composite Triple Beat	CTB	98 channels, V _o = 48dBmV at 743.25 MHz, flat output level across the band	-	-64	-	dB
Cross Modulation	XM		-	-62	-	dB
Composite 2nd Order Beat	CSO		-	-66	-	dB
Input Return Loss	S ₁₁	f = 40 to 550MHz	18	-	-	dB
		f = 550 to 860MHz	16	-	-	dB
Output Return Loss	S ₂₂	f = 40 to 550MHz	16	-	-	dB
		f = 550 to 860MHz	16	-	-	dB

5. Package outline

Rectangular single-ended package; aluminum flange; 2 vertical mounting holes; 2 x 6-32 UNC and 2 extra horizontal mounting holes; 7 gold-plated in-line leads.

SOT115-A



UNIT: mm